

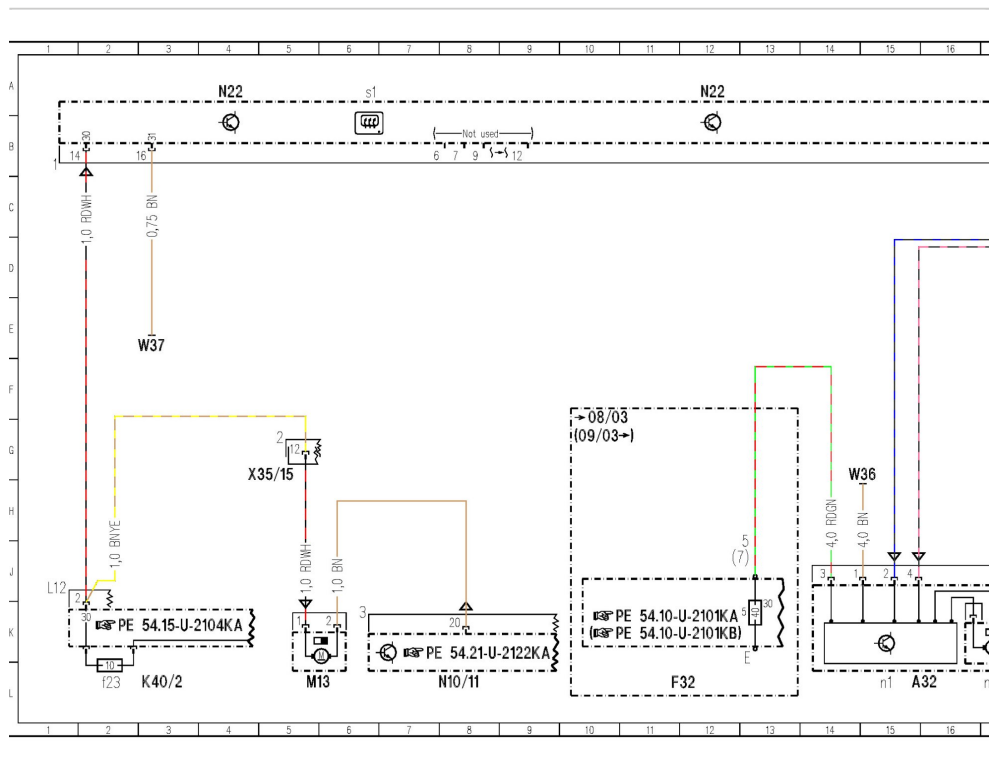
2007 Mercedes Benz SL 550 (230.471) V8-5.5L (273.965)

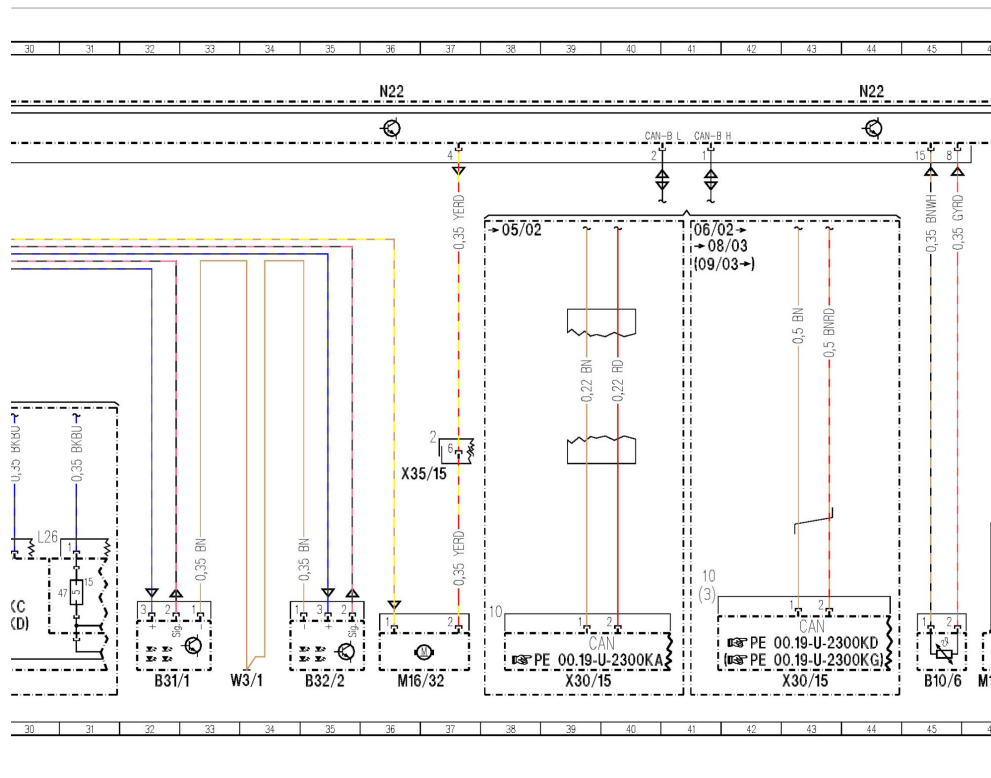
Vehicle > Heating and Air Conditioning > Diagrams > Electrical (OE) > Electrical Diagrams


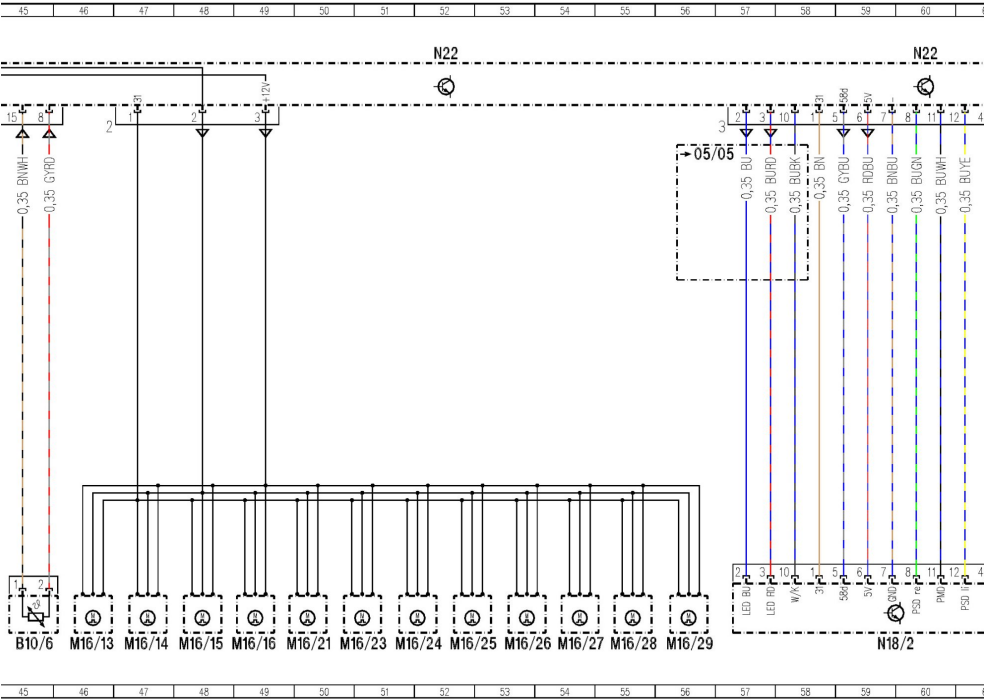
PE83.40-U-2101KA AUTOMATIC AIR CONDITIONING (AAC), CONTROL MODULE

PE83.40-U-2101KA Automatic Air Conditioning (AAC), Control Module

- with CODE (581) Comfort automatic air conditioning







Item	Designation	Coordinates
<u>A32</u>	Heating systems recirculation unit	15L
<u>A32m1</u>	Blower motor	16L
<u>A32n1</u>	Blower regulator	15L
<u>B10/6</u>	Evaporator temperature sensor	45L
<u>B31/1</u>	AAC [KLA] multifunction sensor	32L
<u>B32/2</u>	AAC [KLA] sun sensor (4 in total)	35L
<u>F32</u>	Front prefuse	11L
<u>F32f5</u>	Fuse 5	13K
<u>K40/2</u>	Driver-side fuse and relay module	3L
<u>K40/2f23</u>	Fuse 23	2L
<u>K40/4</u>	Fuse and relay module (front passenger)	22L 28L
<u>K40/4f47</u>	Fuse 47	23J 30J
<u>M13</u>	Coolant circulation pump	5L
<u>M16/13</u>	Left defroster vent flap actuator motor	46L
<u>M16/14</u>	Right defroster vent flap actuator motor	47L
<u>M16/15</u>	Left footwell flap actuator motor	48L
<u>M16/16</u>	Right footwell flap actuator motor	48L
<u>M16/21</u>	Fresh air/recirculated air flap actuator motor	49L
<u>M16/23</u>	Left center air flap actuator motor	50L
<u>M16/24</u>	Right center air flap actuator motor	51L
<u>M16/25</u>	Air flap actuator motor, left side vent	52L
<u>M16/26</u>	Air flap actuator motor, right side vent	53L
<u>M16/27</u>	Diverter flap actuator motor	54L
<u>M16/28</u>	Left blending air flap actuator	55L
<u>M16/29</u>	Right blending air flap actuator	56L
<u>M16/32</u>	Heat exchanger shutoff motor	36L
<u>N10/11</u>	Passenger-side SAM control module	7L
<u>N18/2</u>	AAC [KLA] center and side vents pushbutton unit	59L
<u>N22</u>	AAC pushbutton control module	4A

		12A 20A 28A 36A 44A 52A 60A
<u>N22s1</u>	Rear window defroster switch	6A
<u>U19</u>	Valid for M113.963	18G
<u>U127</u>	Valid for engine 272, engine 273 KE	25G
<u>U425</u>	Valid for SL 55 AMG	18G
<u>U428</u>	Valid for SL 65 AMG and SL 600	25G
<u>W3/1</u>	Ground (right front wheelhousing)	33L
<u>W36</u>	Ground (right footwell)	14H
<u>W37</u>	Ground (left footwell)	2E
<u>X30/15</u>	Driver CAN B voltage distributor connector	39L 43L
<u>X35/15</u>	Module box separation point	4H 36H

Component Locations: Component Location photographs can be found via their component names at the vehicle level. See: Vehicle > Components > A - Z Component List